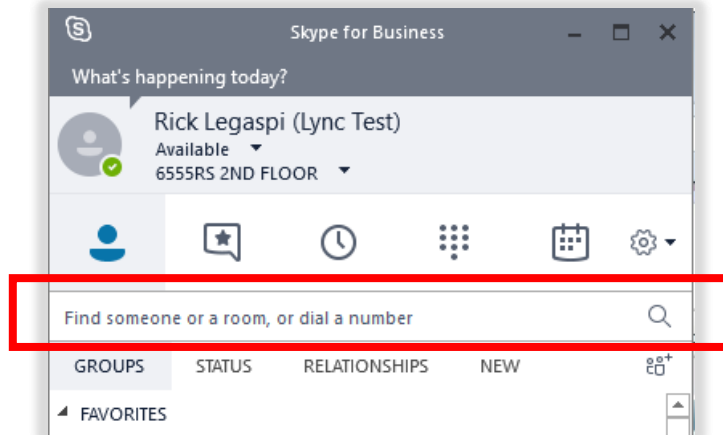


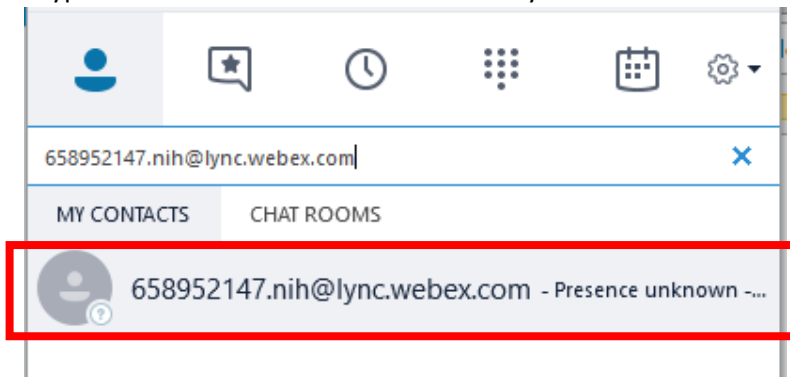
## Joining a meeting using Skype for Business (S4B) (S4B client)

*Note: This method will work for any NIH Skype for Business client.*

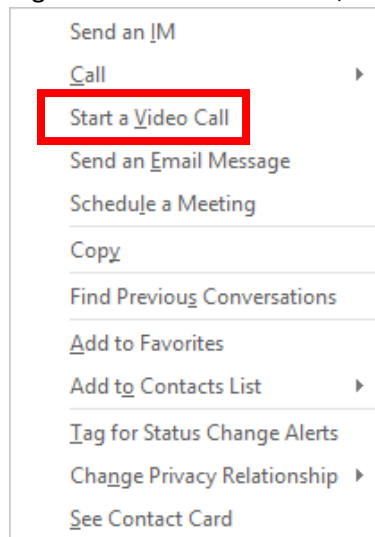
1. In the Skype for Business search window, type in the address in the format [meetingnumber.nih@lync.webex.com](mailto:meetingnumber.nih@lync.webex.com) (for example: [658952147.nih@lync.webex.com](mailto:658952147.nih@lync.webex.com)).



2. Skype will create a search result based on your search.



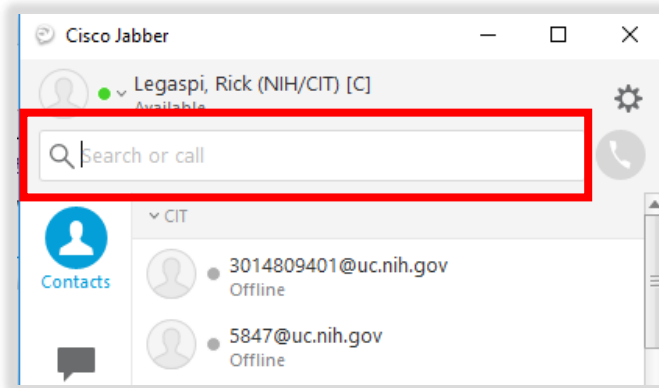
3. Right-click the search result, and then select **Start A Video Call**.



Your call will be connected.

## Use Cisco Jabber Software to dial the full SIP address

1. Using the Search or Call field in Jabber, type in the full SIP address. The SIP address consists of the specific meeting number and “@nih.webex.com” (for example: [658952147@nih.webex.com](mailto:658952147@nih.webex.com)).



2. Press **Call** to be connected.

